



Computer  
Science

# CSC380: Principles of Data Science

**Probability 1**

**Xinchen Yu**

- What is probability?
- Events
- Calculating probabilities

What is probability?

# What is probability?

- Suppose I flip a coin, What is the probability it will come up heads? Most people say 50%, but why?
- “Nolan’s new movie is coming out next weekend! There’s a 100% chance you’re going to love it.”




# Interpreting probabilities

Basically two different ways to interpret:

- Objective probability
  - based on logical analysis or long-run frequency of an event. It's derived from known facts, symmetry, or repeated experiments.
- Subjective probability
  - based on personal belief, opinion, or information about how likely an event is, especially when there's uncertainty or limited data.

# Objective or Subjective?

←  r/AskReddit • 2 yr. ago

**What statistically improbable thing happened to you?**



 • 2y ago

When I was a teenager I picked up a hitchhiker and then a few years later the same guy picked me up when I was walking after I ran out of gas. Never saw him before or after those two occasions.



 • 2y ago

Got attacked by a robin in the morning, then attacked by a hawk 3 hours later. Weird day.



18K



Award



Share



It is a subjective probability: a belief based on their perception of how rare or meaningful the coincidence is, not a calculation based on statistical data.

# Subjective probability

- Probabilities aren't in the world itself; they're in our knowledge/beliefs about the world.
- Can assign a probability to the truth of any statement that I have a degree of belief about.

We will focus on **objective probability** in this class.

# Objective probability

- The probability of an event represents the long run proportion of the time the event occurs under repeated, controlled experimentation.
  - e.g. 00011101001111101000110
- Famous experiments in history on coin tosses

Experimenter	# Tosses	# Heads	Half # Tosses
De Morgan	4092	2048	2046
Buffon	4040	2048	2020
Feller	10000	4979	5000
Pearson	24000	12012	12000



# Outcome, Event and Probability

# Outcome

- Outcome is a **single** result/observation of a **random experiment**.
- Experiment 1: You flip a coin once.
  - The outcomes are: "Heads" or "Tails"
- Experiment 2: You roll a 6-sided die.
  - The outcomes are: 1, or 2, or 3, or 4, or 5, or 6
- Experiment 3: You tap "shuffle play" on your favorite Spotify playlist with 100 songs and the first song played.
  - The outcomes are: the 1st song in the list, or the 2nd song, ....


# Random Events and Probability

***Suppose we roll two fair dice...***



***Suppose we roll two fair dice...***

- ◆ What are the possible outcomes?
- ◆ What is the *probability* of the following:
  - ◆ rolling **even** numbers?
  - ◆ having two numbers sum to 6?
  - ◆ If one die rolls 1, the second die also rolling 1?



***...this is a random process.***

How to formalize all these quantitatively?

# The Sample Space

- The set of **all** possible outcomes of a random experiment is called the sample space, written as  $S$ .
- In math, the standard notation for a set is to write the individual members in curly braces:
  - $S = \{\text{Outcome1}, \text{Outcome2}, \dots, \}$
- Useful to visualize the sample space with an actual space.

# The Sample Space

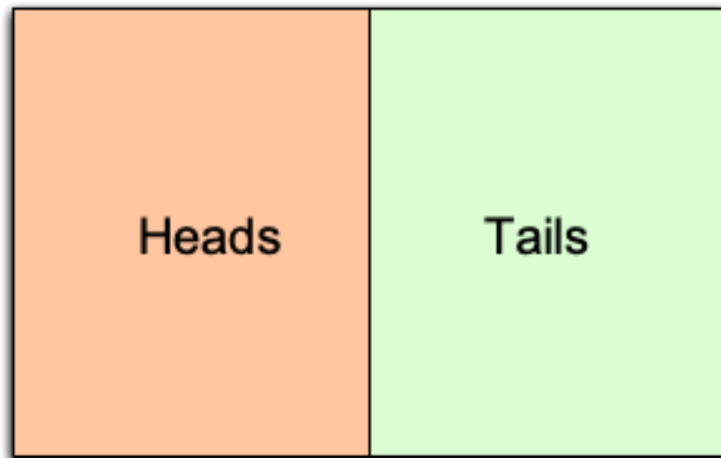


Figure: Visualization of a Sample Space

# Examples of Sample Spaces

What's the sample space for a single coin flip?

- $S = \{\text{Heads}, \text{Tails}\}$



# Examples of Sample Spaces

What is the sample space of rolling a die?

- $S = \{1, 2, 3, 4, 5, 6\}$

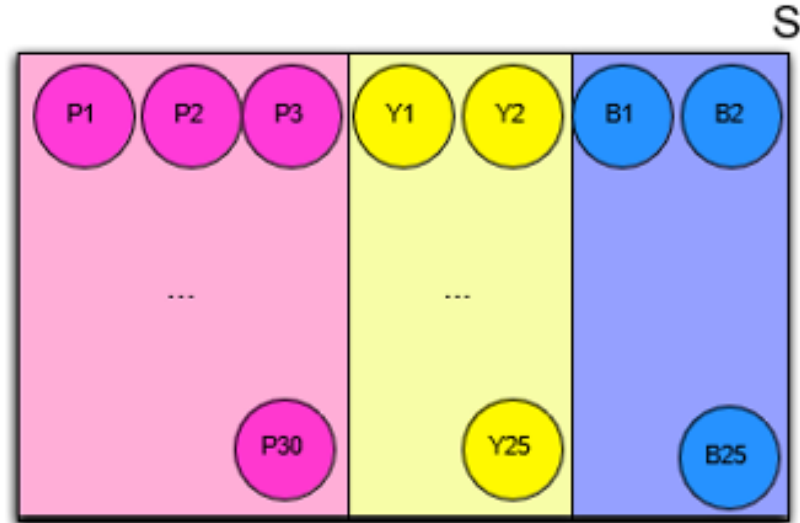
1	2	3
4	5	6



# Examples of Sample Spaces

What is the sample space of drawing a ball out of a box containing 30 pink, 25 yellow, and 25 blue balls?

- $S = \{P1, P2, \dots, P30, Y1, \dots, Y25, B1, \dots, B25\}$





# Examples of Sample Spaces

What's the sample space for...

- Randomly choosing a student from UA?
  - $S = \{\text{Aarhus, Amaral, Balkan, } \dots, \text{Yao, Zielinski}\}$
- Flipping two different coins?
  - $S = \{\text{HH, HT, TH, TT}\}$
- Flipping one coin twice?
  - $S = \{\text{HH, HT, TH, TT}\}$
- Observing the number of earthquakes in San Francisco in a particular year?
  - $S = \{0, 1, 2, 3, \dots\}$

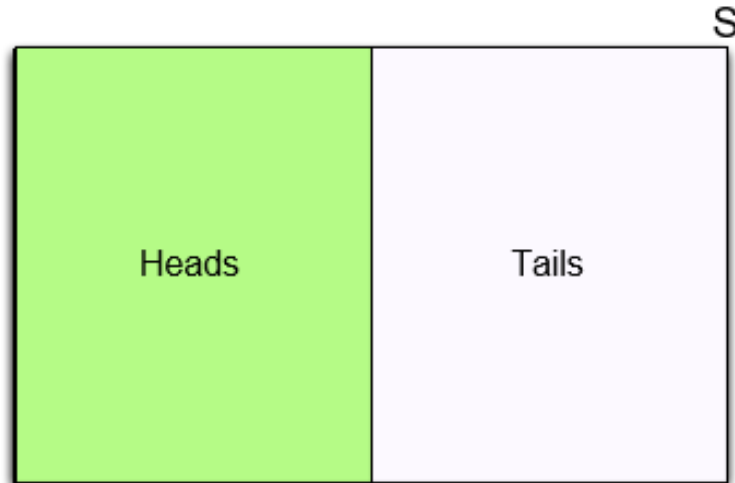
# Events

- An event  $E$  is a **subset** of the sample space.
- An event  $E$  is a **set** of outcomes
  - When we make a particular observation, it is either “in”  $E$  or not.
  - Helpful to think about events as propositions (TRUE/FALSE): TRUE when the outcome is among the elements of the event set, and FALSE otherwise.
  - Is 4 in event  $E = \{2, 4, 6\}$ ?  YES  $\rightarrow$  the **proposition is TRUE**
  - Is 4 in event  $F = \{1, 3, 5\}$ ?  NO  $\rightarrow$  the **proposition is FALSE**

# Examples of Events

What's the event set corresponding to the following propositions?

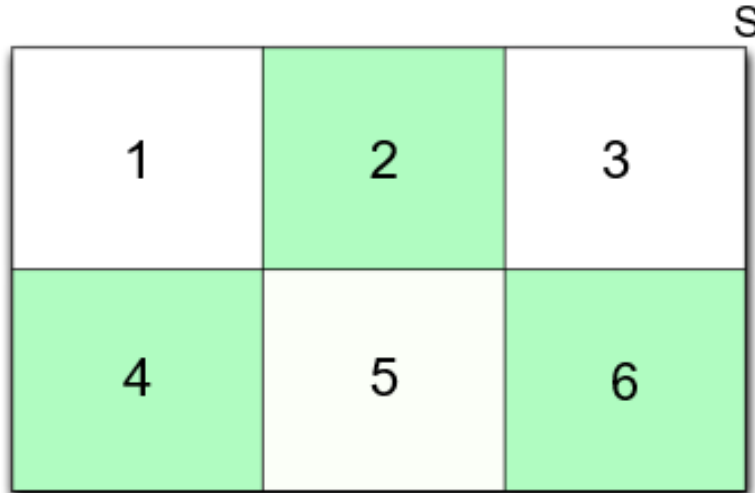
- “The coin comes up heads”
- $E = \{\text{Heads}\}$



# Examples of Events

What's the event set corresponding to the following propositions?

- “The die comes up an even number”
- $E = \{2, 4, 6\}$



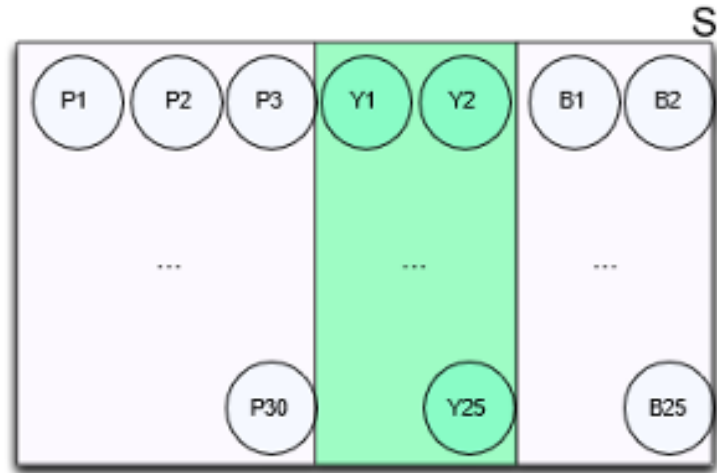
A 2x3 grid representing a sample space  $S$  for a die roll. The cells contain numbers 1 through 6. Cells with even numbers (2, 4, 6) are shaded green, representing the event  $E$ .

1	2	3
4	5	6

# Examples of Events

What's the event set corresponding to the following propositions?

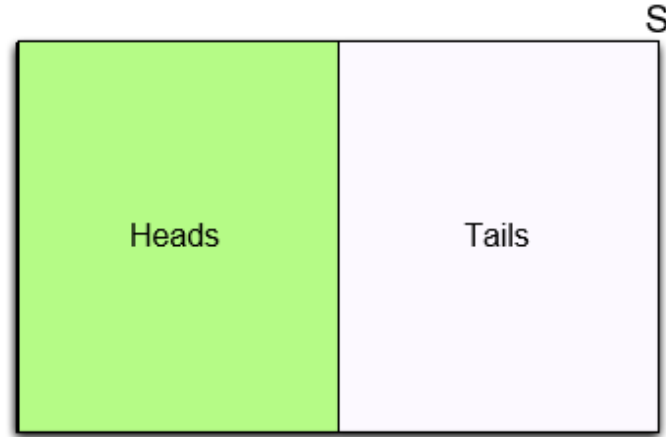
- “A yellow ball is chosen”
- $E = \{Y1, Y2, \dots, Y25\}$



# Calculating Probabilities

# Calculating probability

- We can think of the probability of an event  $E$  as its area, where  $S$  (sample space) always has a total area of 1.0
- So, the probability of  $E$  is the fraction of  $S$  that it takes up.

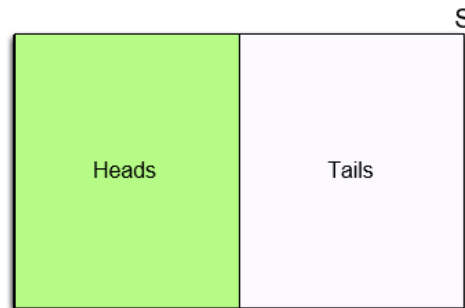




# Calculating probability using symmetry

- If we have a sample space for which every outcome is equally likely (has the same area), then we can find event probabilities easily.
- Classic probability model to get the probability of an event  $E$ :

$$P(E) = \frac{\text{\#outcomes in } E}{\text{\#outcomes in } S}$$



# Probability as Area

What is the probability of

$$P(E) = \frac{\text{\#outcomes in } E}{\text{\#outcomes in } S}$$

- Rolling a fair die and see an even number?

- $E = \{2, 4, 6\}$

- $$P(E) = \frac{\text{\#}\{2, 4, 6\}}{\text{\#}\{1, 2, 3, 4, 5, 6\}} = \frac{3}{6} = \frac{1}{2}$$

1	2 $P(2) = 1/6$	3
4 $P(4) = 1/6$	5	6 $P(6) = 1/6$

$$P(S) = 1$$

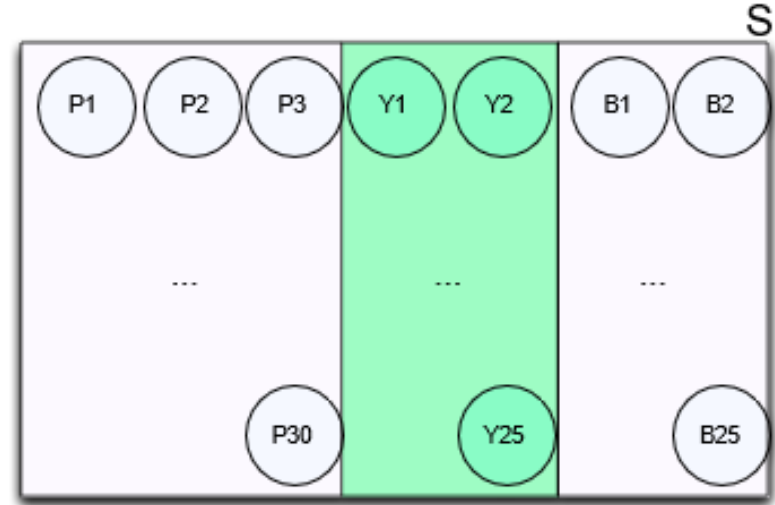
$$P(\text{Even}) = P(2) + P(4) + P(6) = 3/6$$

# Probability as Area

What is the probability of

- Selecting a yellow ball?
- $E = \{Y1, Y2, \dots, Y25\}$

$$\bullet \quad P(E) = \frac{\# E}{\# S} = \frac{25}{30+25+25} = \frac{5}{16}$$




$$P(\text{Yellow}) = P(Y1) + \dots + P(Y25) = 25 * (1/80)$$

- Suppose we throw two fair dice
  - What is the sample space  $S$  (space of all possible outcomes)?


Event  $E$ : the two dice's outcomes sum to 6

- What is the size of  $E$ ?
- What is the probability of  $E$ ?



# Random Events and Probability

*What is the probability of having two numbers sum to 6?*



$$P(E) = \frac{\text{\#outcomes in } E}{\text{\#outcomes in } S}$$

$$S = \{(a, b) : a, b \in \{1, \dots, 6\}\}$$

Each outcome is equally likely

# of outcomes that sum to 6:  
5

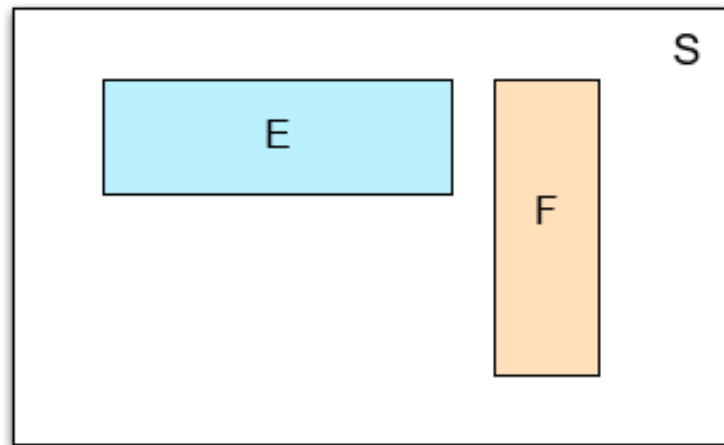
answer:  
5/36 = 0.13888...

# Disjoint events

- In general, breaking an event into *disjoint events* preserves the total probability
- **Disjoint:**  $E$  and  $F$  are *disjoint* if they cannot happen simultaneously,
- e.g.  $E = \{2, 4\}$ ,  $F = \{1, 3, 5\}$

- In such cases,

$$P(E \text{ or } F) = P(E) + P(F)$$



# Elementary events

- Notice that we can find the total probability of an event by breaking it into pieces and adding up the probabilities of the pieces:

$$P(\text{Even}) = P(2) + P(4) + P(6) = 3/6$$

1	2 $P(2) = 1/6$	3
4 $P(4) = 1/6$	5	6 $P(6) = 1/6$

- These pieces are called ‘**elementary events**’:  
Events that correspond to exactly one outcome
- These elementary events are disjoint events

# Partition

- We say that disjoint events  $E_1, \dots, E_n$  form a *partition* of  $E$  if any outcome in  $E$  lies in exactly one  $E_i$
- e.g.
  - {Fr.}  $E_1$ , {Soph.}  $E_2$  form a partition of {Lower division}  $E$
  - {Fr.}, {Soph.} {J.} {Sen.} form a partition of  $S$  (sample space)

Freshmen	Sophomores	Juniors	Seniors
----------	------------	---------	---------



# Probability as Area

For disjoint events  $E, F$ :

$$P(E \text{ or } F) = P(E) + P(F)$$

If disjoint events  $E_1, \dots, E_n$  forms a partition of  $E$  :

$$P(E) = P(E_1) + P(E_2) + \dots + P(E_n)$$

If disjoint events  $E_1, \dots, E_n$  forms a partition of  $S$  , for event  $F$  (law of total probability):

$$P(F) = P(E_1, F) + P(E_2, F) + \dots + P(E_n, F)$$

Notation:  $P(A, B)$  is a shorthand for  $P(A \text{ and } B)$

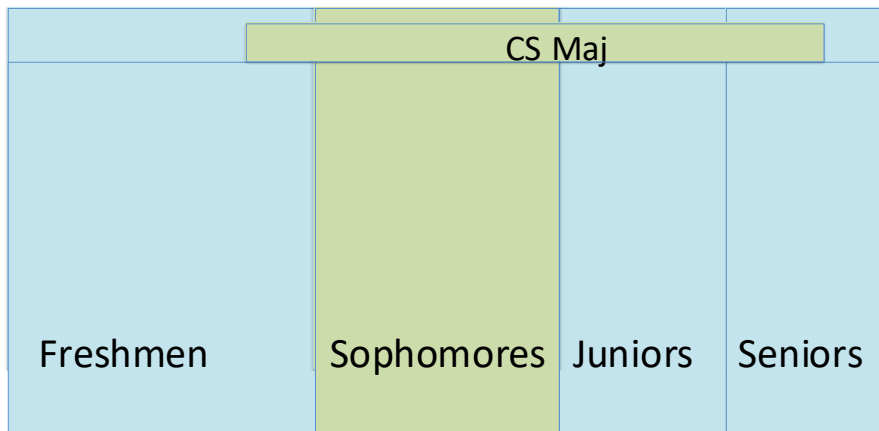
# Probability as Area

## Examples

- $P(\text{CS}) = P(\text{Fr.}, \text{CS}) + P(\text{Soph.}, \text{CS}) + P(\text{J.}, \text{CS}) + P(\text{Sen.}, \text{CS})$

Notation:  $P(A, B)$  is a shorthand for  $P(A \text{ and } B)$

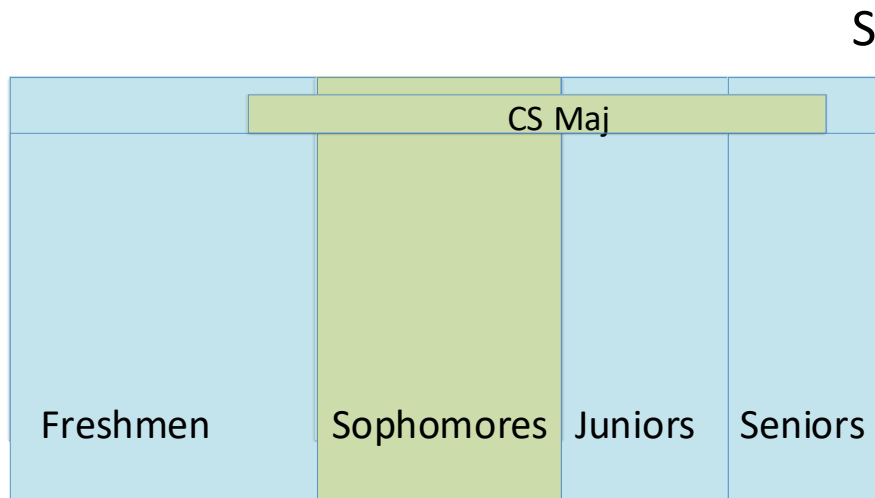
- $P(\text{Soph.}) = P(\text{CS}, \text{Soph.}) + P(\text{nonCS}, \text{Soph.})$   
S



# Probability as Area

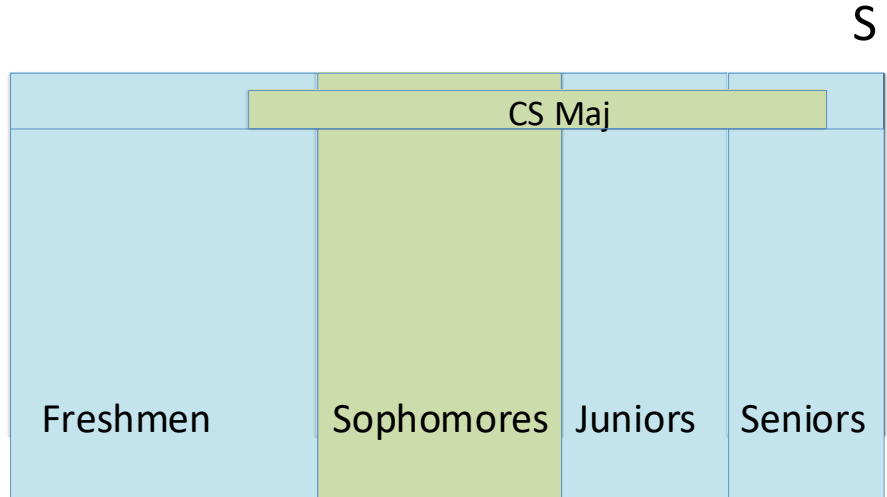
If events  $E, F$  are non-disjoint, what is  $P(E \text{ or } F)$ ?

- $P(\text{Soph. or CS})$ ?
- Note: events “Sophomore” and “CS Major” may overlap




# Probability as Area

- $E = \{ \text{Soph OR CS} \}$
- Is  $P(E) = P(\text{Soph}) + P(\text{CS})$ ?
  - No
- Which one is larger?
  - Let's see..




# Probability as Area

$$P(\text{Soph}) + P(\text{CS}) =$$



$$P(\text{Soph or CS}) =$$



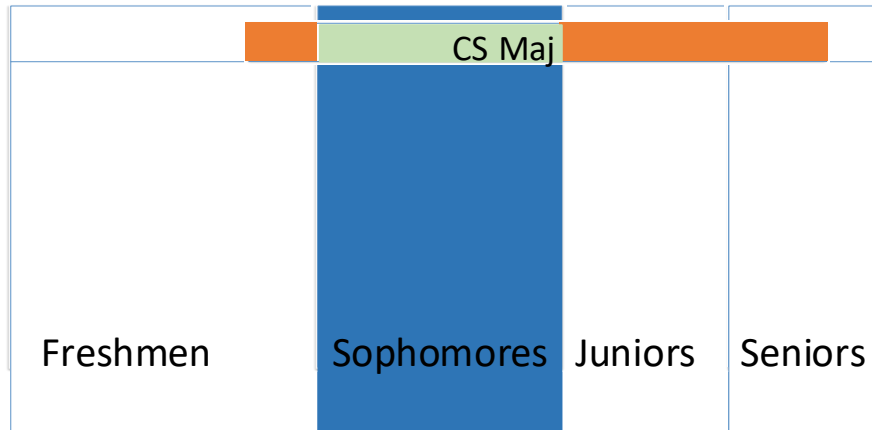
# Recap

- Outcome: a single observation
- Sample space  $\mathcal{S}$ : the set of all possible outcomes
- Event: a set of outcomes, a subset of sample space
- Disjoint events:
  - cannot happen together
  - $P(E \text{ or } F) = P(E) + P(F)$
- Law of total probability: If disjoint events  $E_1, \dots, E_n$  forms a partition of  $\mathcal{S}$ , for event  $F$  (law of total probability):

$$P(F) = P(E_1, F) + P(E_2, F) + \dots + P(E_n, F)$$

# Inclusion-Exclusion Principle

- $P(\text{Soph}) = P(\text{CS}, \text{Soph.}) + P(\text{Non-CS}, \text{Soph.})$
- $P(\text{CS}) = P(\text{Fr. CS}) + P(\text{Soph. CS}) + P(\text{J. CS}) + P(\text{Sen. CS})$
- $P(\text{Soph or CS}) = P(\text{Soph}) + P(\text{CS}) - P(\text{Soph, CS})$  Soph. CS is counted twice



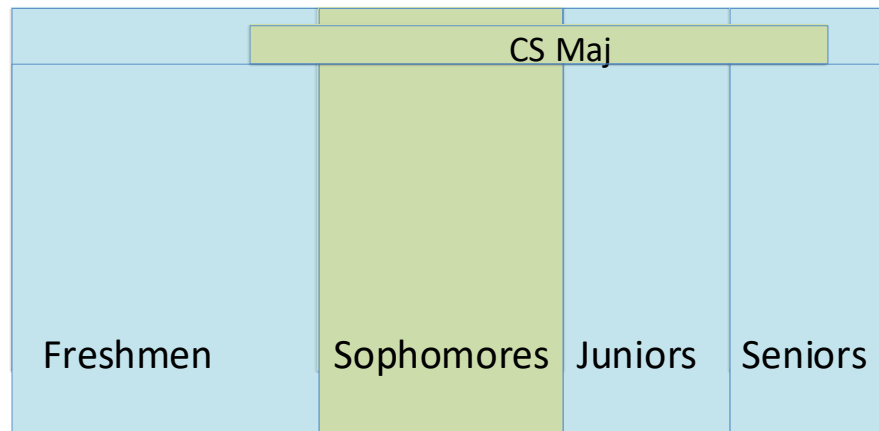
# Inclusion-Exclusion Principle

**Inclusion-Exclusion Principle** For any events  $E$  and  $F$ ,

$$P(E \text{ or } F) = P(E) + P(F) - P(E \text{ and } F)$$

Accounting for overlap  
between  $E$  and  $F$

S






# Complementary events

How would I find  $P(\text{Non-Sophomore})$ ? Two options:

- **Option 1:** List the non-sophomores and then count:
  - $P(\text{Freshman}) + P(\text{Juniors}) + P(\text{Seniors})$
- **Option 2:** Use the fact that  $P(S) = 1$  and *subtract* instead;
  - $P(\text{Non-Sophomore}) = 1 - P(\text{Sophomore})$



# Set operations

# Events and Set Theory

An event is a set of outcomes and a subset of sample space, so we use set theory to describe and combine them.

***Two dice example:***

$E_1$  : *First* die rolls 1

$$E_1 = \{(1, 1), (1, 2), \dots, (1, 6)\}$$

$E_2$  : *Second* die rolls 1

$$E_2 = \{(1, 1), (2, 1), \dots, (6, 1)\}$$

- Any die rolls 1: event  $E_1$  or  $E_2$
- Set operation:  $E_1 \cup E_2$

# Set operations



## *Two dice example:*

$E_1$  : First die rolls 1

$E_2$  : Second die rolls 1

$$E_1 = \{(1, 1), (1, 2), \dots, (1, 6)\}$$

$$E_2 = \{(1, 1), (2, 1), \dots, (6, 1)\}$$

## *Operators on events:*

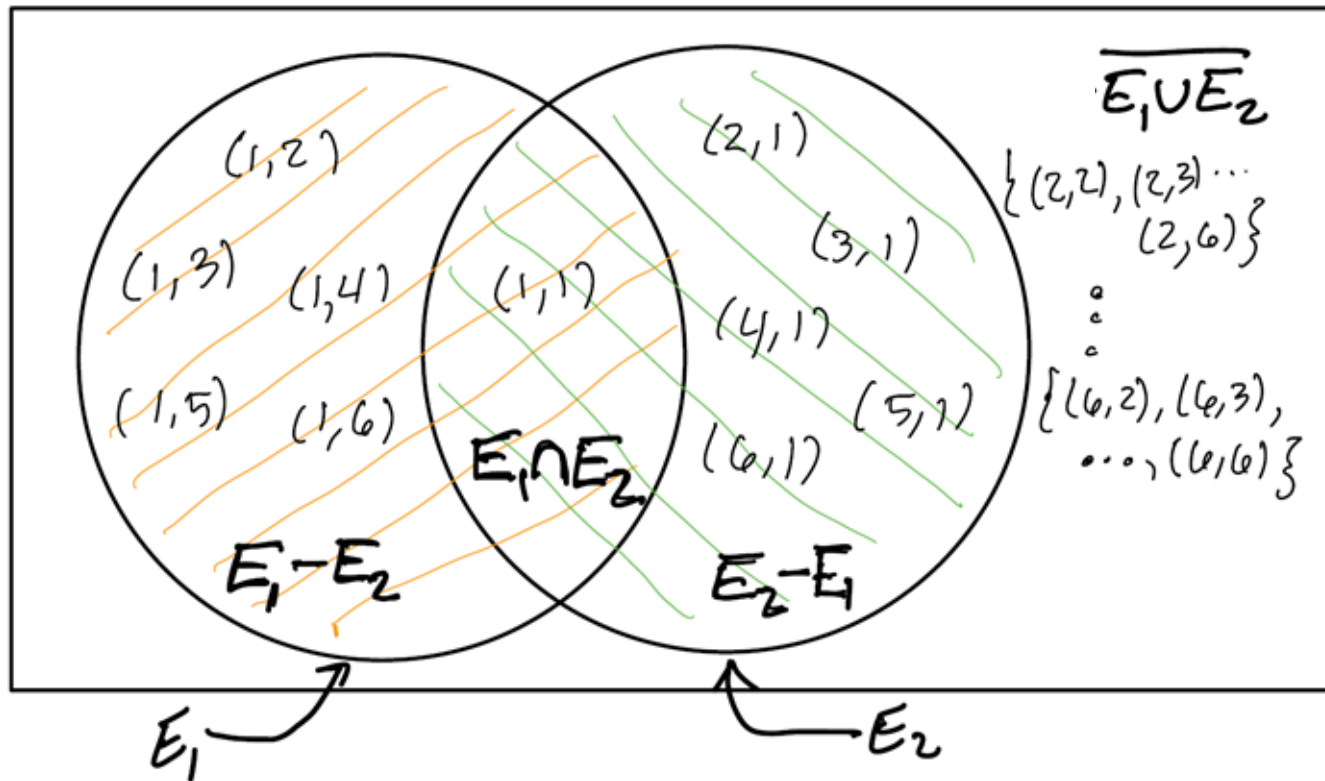
Operation	Value	Interpretation
$E_1 \cup E_2$	$\{(1, 1), (1, 2), \dots, (1, 6), (2, 1), \dots, (6, 1)\}$	Any die rolls 1
$E_1 \cap E_2$	$\{(1, 1)\}$	Both dice roll 1
$E_1 \setminus E_2$	$\{(1, 2), (1, 3), (1, 4), (1, 5), (1, 6)\}$	Only the first die rolls 1
$\overline{E_1 \cup E_2}$	$\{(2, 2), (2, 3), \dots, (2, 6), (3, 2), \dots, (6, 6)\}$	No die rolls 1

$$(\text{= } E_1 - E_2 \text{ := } E_1 \cap E_2^c)$$

$$(\text{= } (E_1 \cup E_2)^c)$$

# Set operations

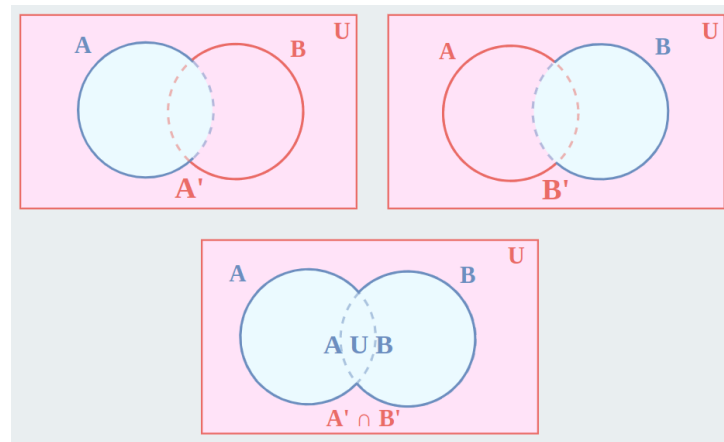
*Can interpret these operations using a Venn diagram...*



## De Morgan Law 1 $(A \cup B)^C = A^C \cap B^C$


### Example:

- A: I bring my cellphone
  - B: I bring my laptop
  - $A^C$ : I don't bring my cellphone
  - $B^C$ : I don't bring my laptop
- 
- $A \cup B$ : I bring my cellphone or my laptop
  - $(A \cup B)^C$ : I bring neither my cellphone nor my laptop
  - $A^C \cap B^C$ : I didn't bring my cellphone & I didn't bring my laptop



# Intersection / union over n events

- $n$  lightbulbs
- $E_i$ :  $i$ -th lightbulb is on



- How to describe the event that at least one lightbulb is on?
  - i.e. bulb 1 is on OR ... OR bulb  $n$  is on

$$E_1 \cup \cdots \cup E_n =: \bigcup_{i=1}^n E_i$$

- How to describe the event that all lightbulbs are on?

$$E_1 \cap \cdots \cap E_n = \bigcap_{i=1}^n E_i$$


# De Morgan Laws with n events

- De Morgan Laws:**

$$(E_1 \cup \dots \cup E_n)^c = E_1^c \cap \dots \cap E_n^c$$

Not ( at least one bulb is on )

All bulbs are off



$$(E_1 \cap \dots \cap E_n)^c = E_1^c \cup \dots \cup E_n^c$$

Not (all bulbs are on)

At least one bulbs is off



# Rules of Probability

# Rules of probability

- To recap and summarize:

## Rules of Probability

- 1. Non-negativity:** All probabilities are between 0 and 1 (inclusive)
- 2. Unity of the sample space:**  $P(S) = 1$
- 3. Complement Rule:**  $P(E^C) = 1 - P(E)$
- 4. Probability of Unions:**
  - (a) In general,  $P(E \cup F) = P(E) + P(F) - P(E \cap F)$*
  - (b) If  $E$  and  $F$  are disjoint, then  $P(E \cup F) = P(E) + P(F)$*

# Recap: Classical probability model

51

## Special case

Assume each outcome is **equally likely**, and sample space is finite, then the probability of event is:

$$P(E) = \frac{|E|}{|S|}$$

Number of elements in event set

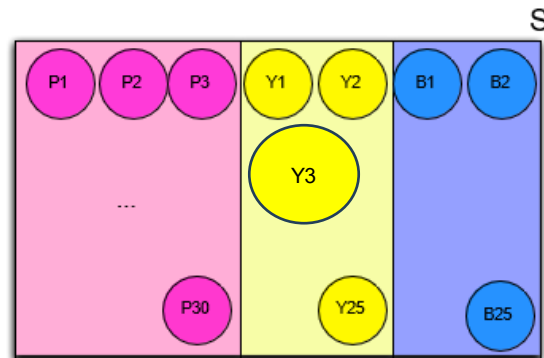
Number of possible outcomes (e.g. 36)



This is called classical probability model

# Rethinking the classical probability model

- Classical probability model assumes all outcomes equally likely
- When is this applicable?
  - *Fair* coin toss, *fair* dice throw, ...
  - $S = \{P1, P2, \dots, P30, Y1, \dots, Y25, B1, \dots, B25\}$
- When is this assumption problematic?
  - *Unfair* coin toss (one side is heavier)
  - A yellow ball is much larger

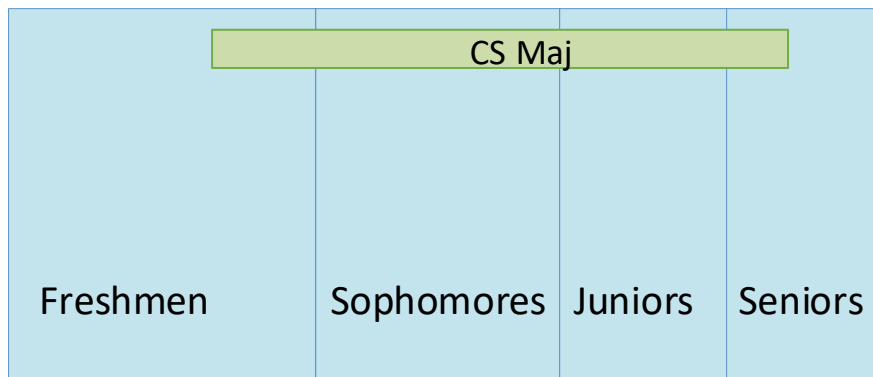


# Law of Total Probability

# Law of Total Probability

- We saw that:

$$P(\text{CS}) = P(\text{Fr.}, \text{CS}) + P(\text{Soph.}, \text{CS}) + P(\text{J. CS}) + P(\text{Sen. CS})$$




- Would the equality still be true if, say, we drop  $P(\text{Sen. CS})$ ?
  - No: Fr., Soph., J. no longer form a partition of {CS}

# Law of Total Probability

**Law of Total Probability** Suppose  $B_1, \dots, B_n$  form a partition of the sample space  $S$ . Then,

$$P(A) = P(A, B_1) + \dots + P(A, B_n)$$



- Recall notation:  $P(A, B_1)$  is a shorthand for  $P(A \cap B_1)$

# Law of Total Probability: blood types

		Antigen B		Marginal
		Absent	Present	
Antigen A	Absent	0.44	0.10	0.54
	Present	0.42	0.04	0.46
Marginal		0.86	0.14	1.00

- $B, B^C$  form a partition of sample space  $S$ , so
- $P(A) = P(A, B) + P(A, B^C) = 0.04 + 0.42 = 0.46$
- Likewise,
- $P(B) = P(B, A) + P(B, A^C) = 0.04 + 0.10 = 0.14$



- If we know that all outcomes are equally likely, we can use

We will use combinatorics  
to do counting

$$P(E) = \frac{|E|}{|S|}$$

Number of elements  
in event set

Number of possible  
outcomes (e.g. 36)

- If  $|E|$  is hard to calculate directly, we can try
  - the rules of probability
  - the Law of Total Probability, using an appropriate partition of sample space  $S$